


Written by Anthea Blackburn




Stepping Stones to Prep in Queensland

Parent/Guardian **Checklist**
to enrolling your child.



昆士兰州 Prep 入学指南：
家长/监护人儿童入学
核对清单





When your child starts their kindergarten year, it is the perfect time to begin the process of enrolling your child in school, ready for the start of Prep the following year.

当您的孩子开始上幼儿园时，就是开始为孩子办理小学入学手续的最佳时机，为第二年开始上 Prep (学前班) 做好准备。



January – April

1-4 月

Before Enrolment

- ☐ Is your child the right age to start Prep? Children must have turned five years old by the 30th June in the year they start Prep. Use the age calculator for further information.
- ☐ Find a school that is right for your child and family.
- ☐ Check to see what catchment you are in using Ed Map. This resource provides an interactive map of Queensland school catchments.
- ☐ Read all about the school on their website.
- ☐ Gather supporting evidence needed for enrolment in Prep:
 - ☐ Birth certificate
 - ☐ Proof of address
 - ☐ Medical information
 - ☐ Any related legal or court orders

入学前

- ☐ 您的孩子是否达到了上 Prep 的适当年龄？孩子必须在 Prep 入学当年的 6 月 30 日前年满五岁。使用“年龄计算器” (age calculator) 获取更多信息。
- ☐ 寻找一所适合您孩子和家庭的学校。
- ☐ 使用教育地图 (Ed Map) 查看您所在的学区。它提供了昆士兰州学校学区的交互式地图。
- ☐ 在学校网站上阅读所有关于学校的信息。
- ☐ 收集 Prep 入学所需的证明材料：
 - ☐ 出生证明
 - ☐ 地址证明
 - ☐ 医疗信息
 - ☐ 任何相关的法律或法院命令

April – June

4-6 月

Enrolment Process

- ☐ Contact the school to make an appointment to visit the school and do a school tour.
- ☐ Get an enrolment pack from the school during your visit.
- ☐ Complete the Application for Student Enrolment Form from your enrolment pack or school website.
- ☐ Present the completed Application for Student Enrolment Form and any relevant supporting evidence to the school.
- ☐ Wait for the school to contact you regarding your enrolment interview.
- ☐ Attend an enrolment interview.

入学流程

- ☐ 联系学校，预约参观学校。
- ☐ 参观时从学校获取入学资料包。
- ☐ 填写入学资料包中或学校网站上的《学生入学申请表》(Application for Student Enrolment Form)。
- ☐ 向学校提交填写完毕的《学生入学申请表》及任何相关的证明材料。
- ☐ 等待学校就您的入学面试与您联系。
- ☐ 参加入学面试。

July – September

7-9 月

After Enrolment

- ☐ Attend any school events that you receive invitations for your child and you to attend
- ☐ Ensure your child attends any transition to Prep programs or orientation sessions.
- ☐ Attend any Prep information sessions for parents and guardians

入学后

- ☐ 参加您和孩子收到的任何学校活动邀请。
- ☐ 确保您的孩子参加所有的 Prep 过渡课程或迎新会。
- ☐ 参加为家长和监护人举办的任何 Prep 信息说明会。

October – January

10-1 月

Get Set for Prep!

- ☐ Ensure your child has attended all Prep orientation and transition activities.
- ☐ Purchase book packs
- ☐ Purchase school uniforms, a school hat, a school bag, lunchbox and drink bottle. Ensure that you label bags, hats, lunchboxes and drink bottles.
- ☐ Provide the school with your child's Kindergarten Transition Statement.
- ☐ Look at the state school calendar for the year ahead to know when holidays occur.

准备上 Prep !

- ☐ 确保您的孩子参加了所有的 Prep 迎新和过渡活动。
- ☐ 购买书本包 (book packs)。
- ☐ 购买校服、校帽、书包、午餐盒和水瓶。确保在书包、帽子、午餐盒和水瓶上贴上标签。
- ☐ 向学校提供您孩子的《幼儿园过渡陈述》(Kindergarten Transition Statement)。
- ☐ 查看来年的州立学校校历，了解假期安排。

Resources



Positive
Transitions

顺利过渡



Ed Map (Queensland
School Catchment Map)




教育地图 (昆士兰
州学校学区图)



Starting
School Guide

入学指南



Age
Calculator

年龄计算器



Future School
Calendar Dates

未来校历日期



Application for student
enrolment form

学生入学申请表